


— sentiotec —

PREMIUM PARTNER



World of well-being **sentiotec**

sentiotec provides innovative solutions that function at the touch of a button. Easy to operate and flexible to use – this is something you can count on from our products.

This catalogue includes the real heart of any SPA area: special sauna cabins, sauna control units, infrared radiators, latest-generation steam generators. Sauna heaters from **sentiotec** are functional and have an impressively sleek design.

To ensure you are able to offer the full range for your wellness projects, our programme also includes quality accessories: high-quality sauna doors, sensual fragrances, ergonomic head-rests and much more.

The unique combination of coloured light and salt crystals makes wellness a holistic experience. The scent of salt in the air and the soothing colours activate all the senses. Lean back and relax, welcome to the **sentiotec wellness world**.

TIME OUT

REST

RELAXATION

ENJOYMENT

PEACE



SENTIOTEC PREMIUM PARTNERS

Special features

04 – 11

PREMIUM SAUNA CABINS

Balance View Large 12 – 15

Balance View Small 16 – 19

Lindea View Large 20 – 23

Lindea View Small 24 – 27

Himalaya Corner Infra+ 28 – 29

Himalaya Large Infra+ 30 – 31

Himalaya Small Infra+ 32 – 33

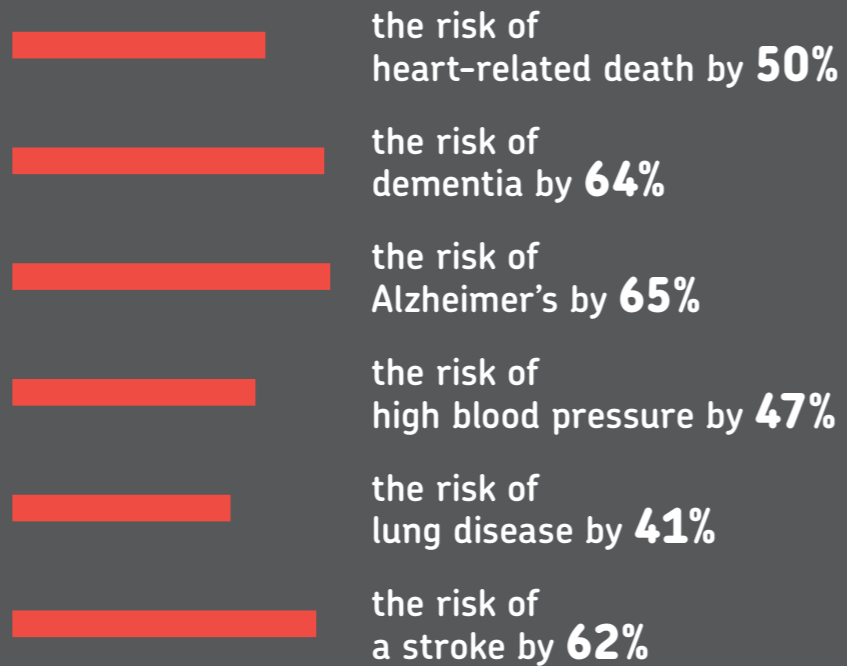
Heat has a noticeable effect on the body: ¹

- lowering blood pressure
- maintaining the flexibility of the blood vessels
- improving the function of the arteries
- reducing blood fats
- reducing inflammation



A VISIT TO THE SAUNA INCREASES THE HEART RATE AND IS COMPARABLE TO PLAYING SPORT. ¹

People who go to the sauna 4 to 7 times per week reduce: ¹



“Regular sauna use has been associated with a lower risk of heart disease, sudden cardiac death, high blood pressure and memory loss.”

JARI LAUKKANEN AND TANJANINNA LAUKKANEN:
“SAUNA, BODY AND MIND” (12/2020)

¹ Professor Hans Hägglund, Uppsala University, Lecturer, 16 December 2020.



Should doctors also prescribe saunas – alongside medication, therapies and physical activity – for the prevention and treatment of diseases?

PROFESSOR HANS HÄGGLUND

APPROX. **500** STUDIES HAVE BEEN PUBLISHED ON THE HEALTH EFFECTS OF SAUNAS. ¹



Saunas are good for the brain as well: ²

- warming up the body
- promoting blood circulation
- reducing inflammation
- releasing endorphins
- improving sleep
- providing social interaction

83% OF THE STUDY PARTICIPANTS SLEPT BETTER AFTER ONE SAUNA SESSION.

HUSSAIN, GREAVES & COHEN 2019



Heat releases endorphins, oxytocin and serotonin, improving mood and increasing well-being. ¹

“A visit to the sauna reduces anxiety and improves concentration.”

Kuusinen & Heinonen 1972

² Based on several studies (Laukkanen, Zaccardi and Knutsor).





Heat can help us to feel healthier. Whether you choose a sauna, an infrared cabin or a steam bath. The soothing heat can boost your immune system, lift your spirits, relax your muscles, improve your skin's appearance and much more.

When you take a sauna, you are engaging in a primal and natural body experience: a shared experience of nature. This is in marked and obvious contrast to the digitalised world in which we live. The offline environment of a sauna is the perfect antidote to stress and information overload. It's essentially relaxation at a physical and mental level.

IMPORTANT:

For all heat treatments, the maximum session time is 15 minutes. As the body temperature rises sharply, you may experience circulatory problems. Treat your body to some rest and relaxation after a sauna session.

SAUNA

In the sauna, the temperature is high (up to 100°C) and the humidity is low. The body is heated from the outside and you start to sweat. An infusion can also increase the heat for a short time to make you sweat even more.

There are different types of sauna:

- Smoke sauna (original form)
- Traditional Finnish sauna
- Electrically heated sauna
- Wood-fired sauna
- Bio sauna
- Hybrid sauna



STEAM BATH

Steam baths are also hot and cause you to sweat. One difference between steam baths and saunas is the temperature. In a steam bath, the temperature is lower (45–55°C) but the humidity is higher, at almost 100%. A steam bath can have especially positive health benefits for rheumatic complaints and cold symptoms.

There are also different types of steam bath:

- Traditional steam bath
- Herbal / aromatherapy
- Salt mist applications
- Hammam



INFRARED

With an infrared full spectrum radiator, you can bring the sun into your home. The temperature in an infrared cabin is 30 – 45°C (according to ÖNORM M6219-4). The body does not have to expend extra energy to warm up or cool down.

Due to the deep heat effect, the whole body heats up from the inside out. The blood is warmed via the skin and is then distributed throughout the body. The blood vessels dilate, promoting blood circulation and allowing muscle tension to be released.



You've come to the right place!

Health is one of our most precious gifts, and preserving it is part of our lifestyle. When we hear the phrase "inner balance", we think of slowing down, taking time, recharging our energy and taking responsibility for our lives. We can help you to set up your source of strength exactly the way you want it.

Have you ever thought of experiencing the pure luxury of relaxation and well-being at home? Simply recharging your batteries as if it were the most natural thing in the world? Then you've come to the right place with your **sentiotec** Premium Partner!

Our Premium Partners are not only motivated by a pure passion for beauty. Functionality is important too. Only the right combination of natural materials and sophisticated technology allows you to experience pleasure at its fullest.

Sentiotec Premium Partners specialise in individual support for our customers. What makes them special is their personal and expert advice on how to create your wellness oasis to cater exactly to your needs.

They are partners in the truest sense of the word!

From conception to construction to commissioning, your **sentiotec** Premium Partner is always at your side. And if you have any questions afterwards, you have a reliable contact person who is happy to help you.

Sentiotec Premium cabins, with their impressively high-quality workmanship and modern design, are exclusively available through our Premium Partners.



Showroom

Every **sentiotec** Premium Partner has a showroom where not only can you see the products, but also touch them.



Highest quality

Only the best materials are selected and used for our products.



Construction specialists

sentiotec Premium Partners build your wellness dream with utmost care.



Individual preferences

sentiotec Premium Partner are masters of their craft and can also implement special preferences.



Know-how

sentiotec Premium Partners are characterised by their outstanding consulting expertise.



Exclusive

The **sentiotec** Premium Partner range is available exclusively from them.



Full service

From conception to commissioning, you don't have to worry about anything.



Value for money

Our Premium products keep their promises.

Practical sauna heater design

The **sauna heaters** from **sentiotec** represent design and technology at the very highest level. Behind the clear, sleek design there are advanced features that will make your sauna experiences better than ever before.

The heat sources from **sentiotec** combine the most advanced sauna heater technology in the world with an internationally prize-winning design. High-quality materials: Steel, wood and stone. Details that reach all the senses. Experience the power of the hot stones, feel the steam on your skin, inhale the invigorating vapours. Body and soul are re-energised. Experience true equilibrium of the senses.



DURABLE

The grilles on the heating elements protect them against excess water.



SAFE

The sauna heaters have been tested and certified. The Concept R and Concept R Combi models also have a triple jacket to keep the temperature of the exterior of the sauna heater lower.



EASY MAINTENANCE

The sauna heater is easy to maintain. The stone chamber is separated from the heating elements, which means that the stones do not need to be removed when the heating elements are serviced.

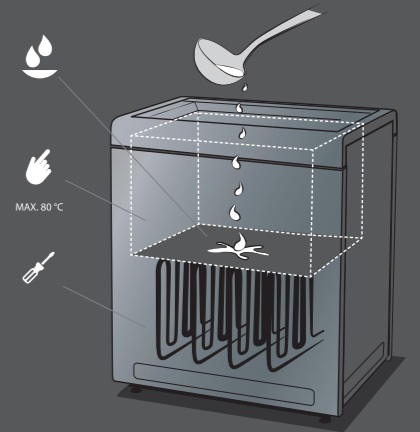


Fig.: Concept R



Home fin



Concept R



Concept R mini



Qube 90 / 105



Home combi



Concept R Combi



Concept R mini combi



Home Premium fin/combi



Concept R & Qube – recommended accessories:

Concept R mini 3.5 – 7.5 kW



Bracket set for heater railing (3 sided)
CP-RM-HSR




Heater railing (3 sided)
CP-RM-L (lime wood)
CP-RM-N (walnut)



Bracket set for heater railing (4 sided)
CP-RM-HSR-4S



Heater railing (4 sided)
CP-RM-L-4S (lime wood)
CP-RM-N-4S (walnut)



Foot for the Concept R mini – sauna heater
CP-RM-SF



Cover for the foot
CP-RM-CSF-L
CP-RM-CSF-N


Concept R mini combi 3.5 – 7.5 kW



Bracket set for heater railing (4 sided)
CP-RMC-HSR



Heater railing (4 sided)
CP-RMC-L (lime wood)
CP-RMC-N (walnut)




Foot for the Concept R mini combi – sauna heater
CP-RMC-SF



Cover for the foot
CP-RM-CSF-L
CP-RM-CSF-N


Concept R 9 – 10.5 kW



Heater railing (4 sided) PREINSTALLED
CPR-EM0-L1 (lime wood)
CPR-EM0-N1 (walnut)

Concept R 12 – 15 kW

Concept R combi 9 – 10.5 kW



Heater railing (4 sided) PREINSTALLED
CPR-EM0-L2 (lime wood)
CPR-EM0-N2 (walnut)



Auto-refill
Item no. CP-RC-AF

Qube 9 – 10.5 kW



Heater railing (2 sided) PREINSTALLED
QUBE-L5 (lime wood)
QUBE-W5 (walnut)



Cable cover
SAA00102

Experience the sauna with all your senses. With the PRO D series from sentiotec.

The **PRO D family** from **sentiotec** impresses with its modern and timeless design and can be installed either outside or inside the sauna. In other words, directly in the sauna, right next to you.

The **PRO D2** allows you to easily and conveniently bring your sauna heater to the required temperature. And if you want it a few degrees warmer, you don't have to get up to change it. With the **PRO D series**, you can adjust all settings from the bench.

With the **PRO D2i**, you also have the option to place and operate an infrared radiator in your sauna. An additional operating unit can be placed right next to the radiator to control the intensity.



SAUNA HEATER



INFRARED RADIATOR



VAPORIZER



LOUDSPEAKERS



COLOURED LIGHT



PRO D2



PRO D2i



Additional operating unit for infrared radiators

In addition to the functions of the **PRO D2**, the **PRO D3** gives you the option of operating a combi heater and creating a pleasant humidity in your sauna.



PRO D3



PRO D3i



Additional operating unit for infrared radiators




PRO D Bluetooth



PRO D DMX



Balance View Large



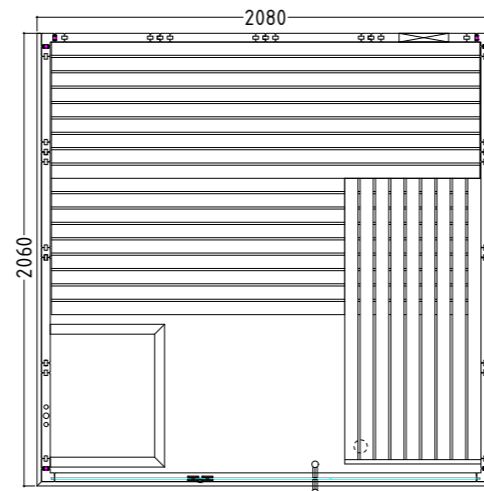
Features:

- Cabin made of solid spruce
- Solid roof element with roof rim
- LED tubes preinstalled in the ceiling (white light) – for coloured light, one of the LED sets on page 13 is required.
- Lime wood interior fittings
 - 3 x 620 mm benches
 - 2 headrests
 - Ventilation slit
 - Backrests
 - Intermediate bench panel
 - Protection grille for wall heaters
 - Floor grid

Product details:

- Door (590 x 1915 x 8 mm)
- Single pane safety glass elements 674 x 1945 x 8 mm
- 3 silicon cables 5 x 2.5 mm² for sauna heater
- 3 silicon cables 3 x 1.5 mm² for sauna lamp
- Assembly material and instructions

Recommended heating output: 7.5 – 9 kW
 Item no. BALANCE-V-L / 1-051-273
 Can also be set up the other way around
 Also available as custom sauna



custommade possible



data sheet

Balance View Large – LED sets

The positive effect of different colours on the human organism has long been known for a long time. Coloured light in the sauna can support and even strengthen the healing effect of the sauna. Each colour has its own effect on our mind. Colours can give us energy, increase our sense of well-being and improve our mood. The LED sets from sentiotec let you choose how much coloured light you have in your sauna, and up to 4 different colour zones are possible. This way you can find the ideal mix of colours for your sauna experience.




Set 1

Coloured ceiling lighting

Set contains:

- Remote control (RGBW – LED – 1 zone)
- 1 RGBW LED wireless driver (CV 24 V / 360 W)

Item no. B-V-L-LED-SET1, 1-052-426



Set 2

Coloured ceiling and backrest lighting

Set contains:

- Remote control (RGBW – LED – 4 zone)
- 2 RGBW LED wireless drivers (CV 24 V / 360 W)
- 2 LED tubes (RGBWW 1.8 m, 33 W)
- Power supply (LED 160 W, 24 VDC)

Item no. B-V-L-LED-SET2, 1-052-427



Set 3

Coloured ceiling and bench screen lighting

Set contains:

- Remote control (RGBW – LED – 4 zone)
- 1 RGBW LED wireless driver (CV 24 V / 360 W)
- 1 LED tube (RGBWW 1.8 m, 33 W)
- Power supply (LED 90 W, 24 VDC)

Item no. B-V-L-LED-SET3, 1-052-428



Set 4

Ceiling, backrest and bench screen lighting

Set contains:

- Remote control (RGBW – LED – 4 zone)
- 3 RGBW LED wireless drivers (CV 24 V / 360 W)
- 3 LED tubes (RGBWW 1.8 m, 33 W)
- Power supply (LED 160 W, 24 VDC)

Item no. B-V-L-LED-SET4, 1-052-429



Balance View Large – recommended accessories:

Home fin



With the Home fin sauna heater, sentiotec maintains its high standards of design and function. The straight lines and the dark colours characterise the design of the Home fin sauna heater.

Innovative technology:

- Sauna heater capacity: 7.5 kW, 9 kW
- Powder coated exterior parts
- Interior parts made of stainless steel
- Adjustable stone tray volume
- External control unit
- Rust and scale-free heating rods
- Integrated water drip tray
- Suitable for monophasic connection
- Quick and easy assembly




kW	Item no.
7.5	HOME-F75
9	HOME-F90



data sheet

Home combi



With the Home combi sauna heater, sentiotec is maintaining its high standards of design and function. The design of the Home combi sauna heater features straight lines and dark colours.

Innovative technology:

- Sauna heater capacity: 9 kW
- Evaporator output: 2 kW
- Wall mounting
- Powder coated exterior parts
- Interior parts made of stainless steel
- Adjustable stone tray volume
- External control unit
- Rust and scale-free heating rods
- Integrated water drip tray
- Suitable for monophasic connection
- STB easy to reset
- Water easy to drain through the easy-to-access water tap
- Quick and easy assembly



kW	Item no.
9	HOME-C90



Detailed view of evaporator



data sheet

Balance View Large – recommended accessories:

PRO D2



Innovative technology in the PRO D2:

- 2-part sauna control unit (up to 4 sauna operating units can be used)
- Patented technology
- Installation of the operating unit possible inside and outside the sauna
- Maximum switching load of the heating system: 10.5 kW
- Light and fan switchable and dimmable (max. 100 W)
- Heating time limit can be raised for commercial use (6/12/18/24 h)
- Energy-efficient electronics
- Connection for safety devices of the electric heater
- Single or dual sensor system
- Digital and precise-to-the-minute time preset
- Digital temperature preset and temperature display
- Remote start via potential-free contact
- Eco mode
- Status output
- Connection of an additional power booster (required for electric heaters with outputs of more than 10.5 kW)
- User profiles



PRO D2

Item no.

PRO-D2*

PRO-D2W*

PRO-D2-CU

(Additional operating unit)

PRO-D2W-CU

(Additional operating unit)



data sheet

PRO D3



Innovative technology in the PRO D3 (in addition to the PRO D2):

- Maximum evaporator performance: 3.5 kW
- Operation with a real humidity sensor or clocked (Sensor must be ordered separately)
- Post-drying programme
- Digital humidity preset
- Humidity indicator (only with humidity sensor)



PRO D3

Item no.

PRO-D3*

PRO-D3W*

PRO-D3-CU

(Additional operating unit)

PRO-D3W-CU


(Additional operating unit)



data sheet



Balance View Small



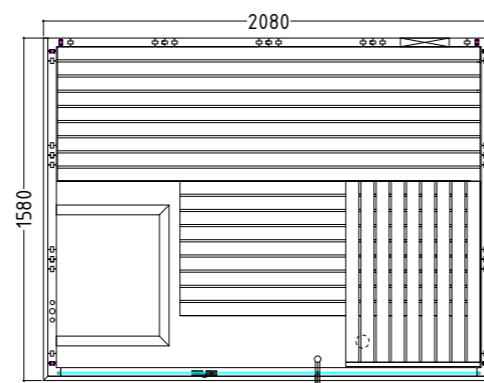
Features:

- Cabin made of solid spruce
- Solid roof element with roof rim
- LED tubes preinstalled in the ceiling (white light)
 - for coloured light, one of the LED sets on page 17 is required.
- Lime wood interior fittings
 - 2 x 620 mm benches
 - 2 headrests
 - Ventilation slit
 - Backrests
 - Intermediate bench panel
 - Protection grille for wall heaters
 - Floor grid

Product details:

- Door (590 x 1915 x 8 mm)
- Single pane safety glass elements 674 x 1945 x 8 mm
- 3 silicon cables 5 x 2.5 mm² for sauna heater
- 3 silicon cables 3 x 1.5 mm² for sauna lamp
- Assembly material and instructions

Recommended heating output: 6 kW
 Item no. BALANCE-V-S / 1-051-272
 Can also be set up the other way around
 Also available as custom sauna



custommade possible



data sheet

Balance View Small – LED sets

The positive effect of different colours on the human organism has long been known for a long time. Coloured light in the sauna can support and even strengthen the healing effect of the sauna. Each colour has its own effect on our mind. Colours can give us energy, increase our sense of well-being and improve our mood. The LED sets from sentiotec let you choose how much coloured light you have in your sauna, and up to 4 different colour zones are possible. This way you can find the ideal mix of colours for your sauna experience.




Set 1

Coloured ceiling lighting

Set contains:

- Remote control (RGBW – LED – 1 zone)
- 1 RGBW LED wireless driver (CV 24 V / 360 W)

Item no. B-V-L-LED-SET1, 1-052-426



Set 2

Coloured ceiling and backrest lighting

Set contains:

- Remote control (RGBW – LED – 4 zone)
- 2 RGBW LED wireless drivers (CV 24 V / 360 W)
- 2 LED tubes (RGBWW 1.8 m, 33 W)
- Power supply (LED 160 W, 24 VDC)

Item no. B-V-L-LED-SET2, 1-052-427



Set 3

Coloured ceiling and bench screen lighting

Set contains:

- Remote control (RGBW – LED – 4 zone)
- 1 RGBW LED wireless driver (CV 24 V / 360 W)
- 1 LED tube (RGBWW 1.8 m, 33 W)
- Power supply (LED 90 W, 24 VDC)

Item no. B-V-L-LED-SET3, 1-052-428



Set 4

Ceiling, backrest and bench screen lighting

Set contains:

- Remote control (RGBW – LED – 4 zone)
- 3 RGBW LED wireless drivers (CV 24 V / 360 W)
- 3 LED tubes (RGBWW 1.8 m, 33 W)
- Power supply (LED 160 W, 24 VDC)

Item no. B-V-L-LED-SET4, 1-052-429



Balance View Small – recommended accessories:

Home fin



With the Home fin sauna heater, sentiotec maintains its high standards of design and function. The straight lines and the dark colours characterise the design of the Home fin sauna heater.

Innovative technology:

- Sauna heater capacity: 6 kW
- Powder coated exterior parts
- Interior parts made of stainless steel
- Adjustable stone tray volume
- External control unit
- Rust and scale-free heating rods
- Integrated water drip tray
- Suitable for monophasic connection
- Quick and easy assembly




kW	Item no.
7.5	HOME-F75
9	HOME-F90



data sheet

Home combi



With the Home combi sauna heater, sentiotec is maintaining its high standards of design and function. The design of the Home combi sauna heater features straight lines and dark colours.

Innovative technology:

- Sauna heater capacity: 6 kW
- Evaporator output: 2 kW
- Wall mounting
- Powder coated exterior parts
- Interior parts made of stainless steel
- Adjustable stone tray volume
- External control unit
- Rust and scale-free heating rods
- Integrated water drip tray
- Suitable for monophasic connection
- STB easy to reset
- Water easy to drain through the easy-to-access water tap
- Quick and easy assembly



kW	Item no.
9	HOME-C90



Detailed view of evaporator



data sheet

Balance View Small – recommended accessories:

PRO D2



Innovative technology in the PRO D2:

- 2-part sauna control unit (up to 4 sauna operating units can be used)
- Patented technology
- Installation of the operating unit possible inside and outside the sauna
- Maximum switching load of the heating system: 10.5 kW
- Light and fan switchable and dimmable (max. 100 W)
- Heating time limit can be raised for commercial use (6/12/18/24 h)
- Energy-efficient electronics
- Connection for safety devices of the electric heater
- Single or dual sensor system
- Digital and precise-to-the-minute time preset
- Digital temperature preset and temperature display
- Remote start via potential-free contact
- Eco mode
- Status output
- Connection of an additional power booster (required for electric heaters with outputs of more than 10.5 kW)
- User profiles



PRO D2

Item no.

PRO-D2*

PRO-D2W*

PRO-D2-CU

(Additional operating unit)

PRO-D2W-CU

(Additional operating unit)



data sheet

PRO D3



Innovative technology in the PRO D3 (in addition to the PRO D2):

- Maximum evaporator performance: 3.5 kW
- Operation with a real humidity sensor or clocked (Sensor must be ordered separately)
- Post-drying programme
- Digital humidity preset
- Humidity indicator (only with humidity sensor)



PRO D3

Item no.

PRO-D3*

PRO-D3W*

PRO-D3-CU

(Additional operating unit)

PRO-D3W-CU


(Additional operating unit)




data sheet



Lindea View Large



628 x 1975 x 8 mm



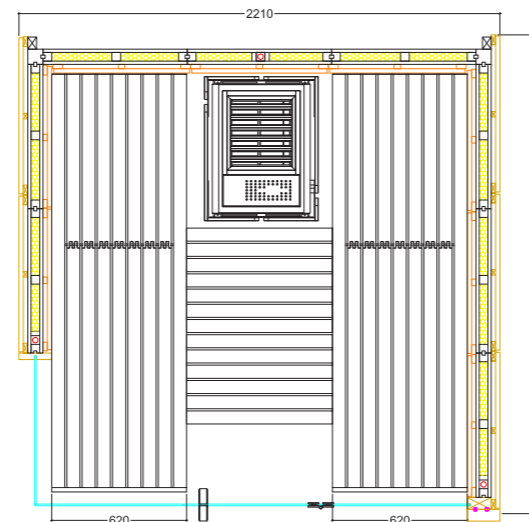
Features:

- Element cabin – wall thickness 70 mm (40 mm insulation, 2 x 15 mm tongue and groove planks) including roof elements
- Lindea inside wall cladding in LIME WOOD or THERMO-LIME WOOD
- Lindea outside wall cladding in THERMO-LIME WOOD
- 2 benches 1920 x 620 mm wide – in lime wood with adjustable head piece
- Foot step – in lime wood
- 2 headrests
- Ventilation slide
- Floor grid

Product details:

- Doors made of single pane safety glass (628 x 1975 x 8 mm) left and right hinged
- 3 single pane safety glass elements, clear (680 x 2006 x 8 mm)
- 3 LEDs integrated in bench
- 4 silicon cables 5 x 2.5 mm² for sauna heater

Recommended heating output: 7.5 – 9 kW
 Lime / thermo-lime - Item no. LINDEA-V-L-T-L / 1-051-757
 Thermo-lime / thermo-lime - Item no. LINDEA-V-L-T-T / 1-052-489
 Can also be set up the other way around
 Also available as custom sauna



custommade possible



data sheet

Lindea View Large – wood panelling


Optics:

- Our interior woods and exterior fronts are available in 2 variants.
- Lime gives your sauna a bright splendour
- Thermo-lime gives your wellness oasis a dark, elegant touch
- The benches are always made of lime wood



Lindea lime wood


Lindea thermo-lime wood



Option 1

- Inside cladding: Lime wood
- Outside cladding: Thermo-lime wood
- Benches: Lime wood

Item no. LINDEA-V-L-T-L / 1-051-757



Option 2

- Inside cladding: Thermo-lime wood
- Outside cladding: Thermo-lime wood
- Benches: Lime wood

Item no. LINDEA-V-L-T-L / 1-052-489

Lindea View Large – coloured light optional



LED set



Coloured heater and bench screen lighting

Set contains:

- Remote control (RGBW – LED – 4 zone)
- 1 RGBW LED wireless driver (CV 24 V / 360 W)

Item no. LINDEA-LED-SET, 1-052-721



Lindea View Large – recommended accessories:

Concept R



Innovative technology:

- Sauna heater capacity: 9 kW, 10,5 kW, 12 kW and 15 kW
- Exterior parts made of powder coated stainless steel
- Interior parts made of stainless steel
- Easy to service thanks to removable connection boxes
- 3-coating technology
- Adjustable feet
- Optional:
 - Bracket set for heater railing
 - "Emotion" wooden railing (lime or walnut)

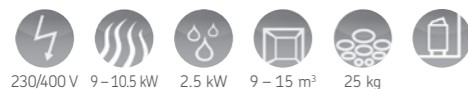


kW	Item no.
9	CP-RB-090
10.5	CP-RB-105
12	CP-RB-120
15	CP-RB-150



data sheet

Concept R combi



Innovative technology:

- Sauna heater capacity: 9 kW and 10.5 kW
- Exterior parts made of powder coated stainless steel
- Evaporator output: 2.5 kW
- Interior parts made of stainless steel
- Dishwasher-proof cover basin
- Easy to service thanks to removable connection boxes
- 3-coating technology
- Adjustable feet
- Optional:
 - Fixed water connection
 - Bracket set for heater railing
 - "Emotion" wooden railing (lime or walnut)



kW	Item no.
9	CP-RCB-090
10.5	CP-RCB-105



data sheet

Lindea View Large – recommended accessories:

PRO D2



Innovative technology in the PRO D2:

- 2-part sauna control unit (up to 4 sauna operating units can be used)
- Patented technology
- Installation of the operating unit possible inside and outside the sauna
- Maximum switching load of the heating system: 10.5 kW
- Light and fan switchable and dimmable (max. 100 W)
- Heating time limit can be raised for commercial use (6/12/18/24 h)
- Energy-efficient electronics
- Connection for safety devices of the electric heater
- Single or dual sensor system
- Digital and precise-to-the-minute time preset
- Digital temperature preset and temperature display
- Remote start via potential-free contact
- Eco mode
- Status output
- Connection of an additional power booster (required for electric heaters with outputs of more than 10.5 kW)
- User profiles



PRO D2

Item no.

PRO-D2*

PRO-D2W*

PRO-D2-CU

(Additional operating unit)

PRO-D2W-CU

(Additional operating unit)



data sheet

PRO D3



Innovative technology in the PRO D3 (in addition to the PRO D2):

- Maximum evaporator performance: 3.5 kW
- Operation with a real humidity sensor or clocked (Sensor must be ordered separately)
- Post-drying programme
- Digital humidity preset
- Humidity indicator (only with humidity sensor)



PRO D3

Item no.

PRO-D3*

PRO-D3W*

PRO-D3-CU

(Additional operating unit)

PRO-D3W-CU


(Additional operating unit)



data sheet



Lindea View Small

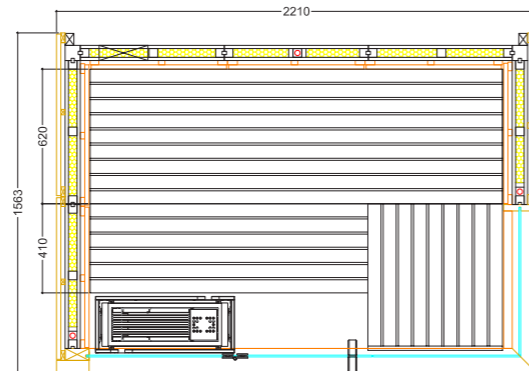


628 x 1975 x 8 mm



Features:

- Element cabin – wall thickness 70 mm (40 mm insulation, 2 x 15 mm tongue and groove planks) including roof elements
- Lindea inside wall cladding in LIME WOOD or THERMO-LIME WOOD
- Lindea outside wall cladding in THERMO-LIME WOOD
- Upper bench 1900 x 620 mm – in lime wood with adjustable head piece
- Lower bench 1900 x 410 mm – in lime wood
- 1 headrest
- Ventilation slide
- Floor grid



custommade possible



data sheet

Product details:

- Doors made of single pane safety glass (628 x 1975 x 8 mm) left and right hinged
- 3 single pane safety glass elements, clear (680 x 2006 x 8 mm)
- 2 LEDs integrated in upper bench
- 4 silicon cables 5 x 2.5 mm² for sauna heater

Recommended heating output: 6 kW

Lime / thermo-lime - Item no. LINDEA-V-L-T-L / 1-051-757

Thermo-lime / thermo-lime - Item no. LINDEA-V-L-T-T / 1-052-489

Can also be set up the other way around

Also available as custom sauna

Lindea View Small – wood panelling


Optics:

- Our interior woods and exterior fronts are available in 2 variants.
- Lime gives your sauna a bright splendour
- Thermo-lime gives your wellness oasis a dark, elegant touch
- The benches are always made of lime wood



Lindea lime wood


Lindea thermo-lime wood



Option 1

- Inside cladding: Lime wood
- Outside cladding: Thermo-lime wood
- Benches: Lime wood

Item no. LINDEA-V-L-T-L / 1-051-757



Option 2

- Inside cladding: Thermo-lime wood
- Outside cladding: Thermo-lime wood
- Benches: Lime wood

Item no. LINDEA-V-L-T-L / 1-052-489

Lindea View Small – coloured light optional



LED set



Coloured heater and bench screen lighting

Set contains:

- Remote control (RGBW - LED - 4 zone)
- 1 RGBW LED wireless driver (CV 24 V / 360 W)

Item no. LINDEA-LED-SET, 1-052-721



Lindea View Small – recommended accessories:

Concept R mini



Innovative technology:

- Sauna heater capacity: 3.5 kW, 4.5 kW, 6 kW and 7.5 kW
- Exterior parts made of brushed and powder-coated stainless steel
- Interior parts made of stainless steel
- Space-saving installation
- Easy to service due to detachable connection box
- Quick and easy wall mounting
- Optional:
 - Bracket set for heater railing
 - Wooden railing (lime wood or walnut)
 - Stainless steel foot
 - Foot cover (lime or walnut)

Details see page 10



kW	Item no.
3.5	CP-RM-35
4.5	CP-RM-45
6	CP-RM-60
7.5	CP-RM-75



data sheet

Concept R mini combi



Innovative technology:

- Sauna heater capacity: 3.5 kW, 4.5 kW, 6 kW and 7.5 kW
- Evaporator output: 1 kW (at 7.5 kW – 1.5 kW)
- Interior parts made of stainless steel
- Space-saving installation
- Easy to service due to detachable connection box
- Quick and easy wall mounting
- Optional:
 - Bracket set for railing
 - Wooden railing (lime wood or walnut)
 - Powder coated stainless steel foot
 - Foot cover (lime or walnut)

Details see page 10



kW	Item no.
3.5	CP-RMC-35
4.5	CP-RMC-45
6	CP-RMC-60
7.5	CP-RMC-75



data sheet

Lindea View Small – recommended accessories:

PRO D2



Innovative technology in the PRO D2:

- 2-part sauna control unit (up to 4 sauna operating units can be used)
- Patented technology
- Installation of the operating unit possible inside and outside the sauna
- Maximum switching load of the heating system: 10.5 kW
- Light and fan switchable and dimmable (max. 100 W)
- Heating time limit can be raised for commercial use (6/12/18/24 h)
- Energy-efficient electronics
- Connection for safety devices of the electric heater
- Single or dual sensor system
- Digital and precise-to-the-minute time preset
- Digital temperature preset and temperature display
- Remote start via potential-free contact
- Eco mode
- Status output
- Connection of an additional power booster (required for electric heaters with outputs of more than 10.5 kW)
- User profiles



PRO D2

Item no.

PRO-D2*

PRO-D2W*

PRO-D2-CU

(Additional operating unit)

PRO-D2W-CU

(Additional operating unit)



data sheet

PRO D3



Innovative technology in the PRO D3 (in addition to the PRO D2):

- Maximum evaporator performance: 3.5 kW
- Operation with a real humidity sensor or clocked (Sensor must be ordered separately)
- Post-drying programme
- Digital humidity preset
- Humidity indicator (only with humidity sensor)



PRO D3

Item no.

PRO-D3*

PRO-D3W*

PRO-D3-CU

(Additional operating unit)

PRO-D3W-CU

(Additional operating unit)



data sheet



Himalaya Corner Infra+



With
RGBW
LED

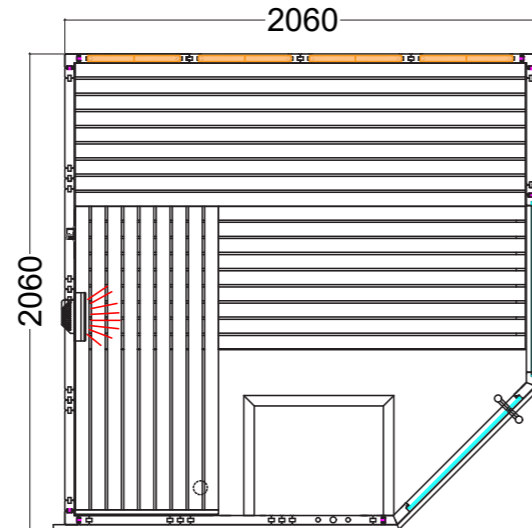
Features:

- Cabin made of solid spruce
- Solid roof elements with roof rim
- With coloured light (RBGW) – and remote control (4 zones)
- Lime wood interior fittings
 - 3 x 620 mm benches
 - 2 headrests
 - Ventilation slit
 - Backrests
 - Intermediate bench panel
 - Protection grille for wall heaters
 - Floor grid

Product details:

- Door made of single pane safety glass (680 x 1915 x 8 mm) left or right hinged
- Single pane safety glass element, clear (755 x 1945 x 8 mm)
- 2 IR red-light, full-spectrum radiators, each 350 W (incl. wooden backrest)
- Control unit for infrared radiators (1 circuit)
- 3 silicon cables 5 x 2.5 mm² for sauna heater
- Assembly material and instructions

Recommended heating output: 7.5 – 9 kW
Item no.: 1-052-963 / HIMALAYA-C-IR+
Also available as custom sauna



custommade
possible



data sheet


Himalayan salt crystals



The ideal temperature in a salt sauna is when the air temperature is about 65°C. In combination with the salt crystals and gentle warming, the hygroscopic properties of the salt are activated. Due to the natural humidity, the salt condenses on the surface of the salt stones and triggers the natural ionisation process.

The salt is not only absorbed through the lungs, but also through the skin. The heat of the sauna opens the pores of the skin to absorb many of the 84 valuable minerals contained within the salt. Salt sauna sessions increase circulation below the skin and also in the lining of the lungs, reducing inflammation, redness, swelling, itching and dryness, which can also reduce the frequency and severity of eczema outbreaks.

Qube



230/400 V 9-10.5 kW 3-25 m³ 25-35 kg

Innovative technology:

- Sauna heater capacity: 9 kW, 10.5 kW
 - Exterior parts made of brushed and powder-coated stainless steel
 - Interior parts made of stainless steel
 - Easy to service due to detachable connection box
 - 3-coating technology
 - Adjustable feet
 - Optional:
 - Bracket set for railing
 - Wooden railing (lime wood or walnut)
- Details see page 10*



kW	Item no.
9	QUBE-090
10.5	QUBE-105

PRO D2



10.5 kW 3.5 kW 6, 12, 18, 24 hours



data sheet

*Details can be found
on page 15*




PRO D2

Item no.
PRO-D2*
PRO-D2W*
PRO-D2-CU (Additional operating unit)
PRO-D2W-CU (Additional operating unit)



Himalaya Large Infra+



628 x 1975 x 8 mm



With
RGBW
LED

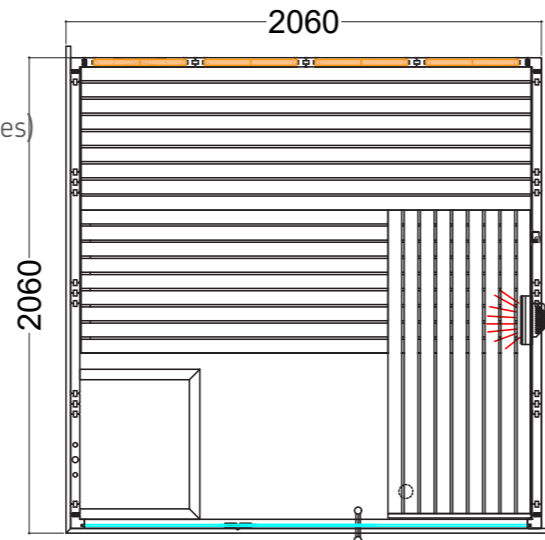
Features:

- Cabin made of solid spruce
- Solid roof elements with roof rim
- With coloured light (RBGW) and remote control (4 zones)
- "Emotion" interior made of lime wood
 - 3 x 620 mm benches
 - 2 headrests
 - Ventilation slit
 - Backrests
 - Intermediate bench panel
 - Protection grille for wall heaters
 - Floor grid

Product details:

- Doors made of single pane safety glass (590 x 1915 x 8 mm) left or right hinged
- Single pane safety glass element, clear (674 x 1945 x 8 mm)
- 1 IR red-light, full-spectrum radiators, each 350 W (incl. wooden backrest)
- Control unit for infrared radiator (1 circuit)
- 3 silicon cables 5 x 2.5 mm² for sauna heater
- Assembly material and instructions

Recommended heating output: 7.5 – 9 kW
Item no.: 1-052-963 / HIMALAYA-L-IR+
Can also be set up the other way around
Also available as custom sauna



custommade
possible



data sheet

Himalayan salt crystals



The ideal temperature in a salt sauna is when the air temperature is about 65°C. In combination with the salt crystals and gentle warming, the hygroscopic properties of the salt are activated. Due to the natural humidity, the salt condenses on the surface of the salt stones and triggers the natural ionisation process.

The salt is not only absorbed through the lungs, but also through the skin. The heat of the sauna opens the pores of the skin to absorb many of the 84 valuable minerals contained within the salt. Salt sauna sessions increase circulation below the skin and also in the lining of the lungs, reducing inflammation, redness, swelling, itching and dryness, which can also reduce the frequency and severity of eczema outbreaks.

Home fin



230/400 V 6 kW 3 – 14 m³ 20 – 30 kg

Innovative technology:

- Sauna heater capacity: 6 kW
- Powder coated exterior parts
- Interior parts made of stainless steel
- Adjustable stone tray volume
- External control unit
- Rust and scale-free heating rods
- Integrated water drip tray
- Suitable for monophasic connection
- Quick and easy assembly



kW	Item no.
6	HOME-F60

PRO D2



10.5 kW 3.5 kW 6, 12, 18, 24 hours



PRO D2

Details can be found
on page 15




data sheet

Item no.

PRO-D2*
PRO-D2W*
PRO-D2-CU (Additional operating unit)
PRO-D2W-CU (Additional operating unit)



Himalaya Small Infra+



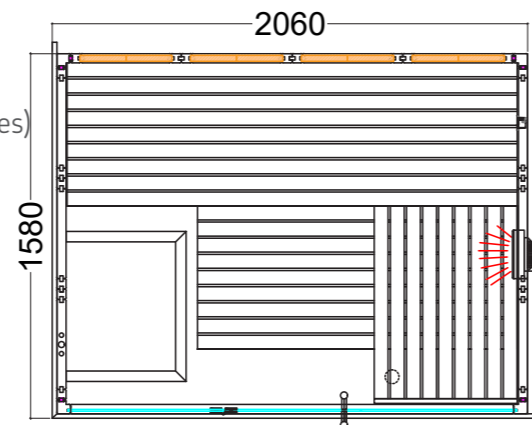
628 x 1975 x 8 mm



With
RGBW
LED

Features:

- Cabin made of solid spruce
- Solid roof elements with roof rim
- With coloured light (RBGW) and remote control (4 zones)
- "Emotion" interior made of lime wood
 - 3 x 620 mm benches
 - 2 headrests
 - Ventilation slit
 - Backrests
 - Intermediate bench panel
 - Protection grille for wall heaters
 - Floor grid



Product details:

- Doors made of single pane safety glass (590 x 1915 x 8 mm) left or right hinged
- Single pane safety glass element, clear (674 x 1945 x 8 mm)
- 1 IR red-light, full-spectrum radiators, each 350 W (with wooden backrest)
- Control unit for infrared radiator (1 circuit)
- 3 silicon cables 5 x 2.5 mm² for sauna heater
- Assembly material and instructions



custommade
possible



data sheet

Recommended heating output: 6 kW
Item no.: 1-052-963 / HIMALAYA-S-IR+
Can also be set up the other way around
Also available as custom sauna

Himalayan salt crystals



The ideal temperature in a salt sauna is when the air temperature is about 65°C. In combination with the salt crystals and gentle warming, the hygroscopic properties of the salt are activated. Due to the natural humidity, the salt condenses on the surface of the salt stones and triggers the natural ionisation process.

The salt is not only absorbed through the lungs, but also through the skin. The heat of the sauna opens the pores of the skin to absorb many of the 84 valuable minerals contained within the salt. Salt sauna sessions increase circulation below the skin and also in the lining of the lungs, reducing inflammation, redness, swelling, itching and dryness, which can also reduce the frequency and severity of eczema outbreaks.

Home Premium fin



230/400 V 7-11 kW 5-18 m³ 50-70 kg

Innovative technology:

- Sauna heater capacity: 7 kW
- External control unit
- Heating rods and stone chamber separate from each other
- Stone chamber made of robust stainless steel
- Quick and easy assembly



kW	Item no.
7	STL704

PRO D2



10.5 kW 3.5 kW 6, 12, 18, 24 hours



data sheet

Details can be found
on page 15



PRO D2

Item no.

PRO-D2*

PRO-D2W*

PRO-D2-CU

















(Additional operating unit)

PRO-D2W-CU

(Additional operating unit)



Icon explanation

-  All-glass door: 6 or 8 mm thick single pane safety glass, including door seal door hinges, door handle and door latch, left side attachment
-  All-glass door: 6 or 8 mm thick single pane safety glass, including door seal door hinges, door handle and door latch, right side attachment
-  Mirror-inverted cabin design possible
-  Describes the maximum heating output for the connected sauna heater
-  Specifies the quantity of stones that the heater can hold
-  Specifies the operating voltage for the sauna heater
-  Describes the maximum evaporator output
-  Specifies the size of the sauna cabin for which the control unit or the heater is designed
-  Free-standing heater
-  Wall-mounted heater
-  The control unit is available in various housings
-  The control unit has a timer function that can be used, for example, to program the pre-set time
-  Heating time limit – the control unit shuts down automatically after this number of hours
-  Control unit with remote activation
-  Control unit with fan connection
-  Describes the heating output of the connected infrared heating elements

Warranty conditions

sentiotec GmbH is convinced of the quality of its products, and we want you to benefit from them in the future!

Warranty conditions for technology

We provide a 2-year manufacturer's warranty on all of our control units in the sentiotec sauna, sentiotec infra and sentiotec light&media product lines. We provide a 2-year manufacturer's warranty for infrared radiators and additionally 5000 operating hours for DIR radiators. The warranty period for all sauna heaters is generally 2 years.

Requirement for this warranty:

- The control units have been installed by an authorised specialist company;*
- The devices are operated according to the sentiotec operating manuals;*
- The warranty claim is received by sentiotec within the warranty period.*

Excluded from the warranty are:

- Deficiencies or damage caused by non-intended use;*
- All consumable materials and consumable objects, such as heating elements, etc.*

Warranty conditions for cabins:

We provide a five-year warranty on all of our solid wood and element cabins of the line sentiotec sauna and sentiotec infra for private usage. For commercial usage, the warranty is two years.

Requirement for this warranty:

- The corresponding invoice is presented,*
- A detailed description of the defect is enclosed,*
- The cabins were installed in accordance with the sentiotec installation and operating instructions,*
- The warranty claim is received by sentiotec within the warranty period.*

Excluded from the warranty are:

- Deficiencies or damage caused by non-intended use,*
- Cabins that were modified without the explicit approval of the manufacturer,*
- Pitch pockets and pitch that has emerged,*
- Damage and discolouration of the wood due to inadequate ventilation or a non-intended installation site,*
- Natural changes in the wood such as discolouration, crack formation, shrinkage, swelling or similar changes due to the properties of the wood.*

***Pitch pockets are not grounds for return**, since they can always appear in spruce wood and the depth at which they lie cannot be detected during the sorting out process. Pitch pockets are not grounds for return, if these are just under the surface, heat can cause them to soften and "bleed". Remove leaking pitch with a rag soaked in acetone. If only droplets of pitch occur, allow these to harden and then carefully scrape them off with a knife.*

***The warranty period** starts from the date of invoice of the cabin manufacturer. A requirement is the presentation of the original invoice. If no original invoice is available, the month of manufacture, noted on the type plate of the product, is used as the basis for the start of the warranty period. The warranty period is neither extended nor renewed by warranty services.*

sentiotec GmbH

Wartenburger Straße 31

4840 Vöcklabruck

AUSTRIA

T: +43 (0) 7672 / 229 00

F: +43 (0) 7672 / 229 00 - 80

info@harvia.com

www.sentiotec.com